


EXAM PAPERS PLUS

THE COMPLETE GUIDE TO 11+ WRITING



CONTENTS

About The Guide

Note for parents, teachers and tutors	5
How to use this guide	7

Section 1: Reading and Handwriting

The value of reading	9
Classic books to read	10
Handwriting and presentation of work	21

Section 2: Language and Description

Colour	41
Figurative language	49
Adding tension	74

Section 3: Sentence and Structure

Connectives	90
Openers	95
Punctuation	101
Good COP, Bad COP	118
Short and snappy sentences	134

Section 4: Creative Writing

The twist in the tale	137
Inspiration from books	157
Writing about an experience	158

Section 5: Spelling

Section 6: Writing Exemplars


Story writing	195
Finishing with a given ending	250
Continuing a story	283
Recounts	319
Diary entries	363
Newspaper reports	417
Balanced arguments / discursive essays	465
Letters	520
Extra Practice	570
Glossary	584

This guide has been written for Exam Papers Plus by Anne Nadel.



ABOUT

THE GUIDE



NOTE FOR PARENTS, TEACHERS AND TUTORS

The purpose of this study guide is to help your child develop the skills and understanding that they will need to succeed in the writing (or composition) section of the 11+ English exam.

In the 11+ exam, candidates are typically asked to produce a piece of creative writing based on a given title or idea, or to continue a story. However, some schools may ask candidates to write a diary entry, a letter, a recount or a balanced argument (also known as a discursive essay).

All of these types of writing are covered in this guide, along with checklists and examples, to help your child understand exactly what is required so that they can confidently and competently tackle any writing task that they are presented with in the 11+ exam.

The guide is broken up into sections with a handful of skills being studied and developed in each one. It starts by covering the key skills that will enable your child to become a fluent and competent writer, including handwriting, vocabulary, descriptive writing, structure, punctuation and spelling. It then looks at strategies for generating and implementing ideas for creative writing, before moving on to analyse all the different types of writing that could come up in the exam.

Time for teamwork

Parental support is essential for success in the 11+. Throughout this guide, the 'Time for teamwork' symbol is used to signpost information that is particularly relevant to parents or to highlight activities where input from a parent or tutor would be beneficial.



By working with your child, you will be able to ensure that key concepts are fully understood, monitor their progress effectively, provide plenty of encouragement and hopefully enjoy the journey too!


Before you start

It is a good idea to have two notebooks handy: one for recording new vocabulary and one for building up a collection of descriptive phrases, sentences and passages. Both can then be used for inspiration when you start a new piece of creative writing.

HOW TO USE THIS GUIDE


Time for teamwork

Whenever you see the 'Time for teamwork' symbol, you should go through the information or complete the activity with a parent or tutor.



Helpful hints

Look out for the 'Helpful hints' symbol - wherever you spot this lightbulb, you will find a practical tip or specific piece of advice that will help to improve your writing.



Chilli challenge

These extension tasks go slightly beyond what is expected of you in the 11+ exam. They are an opportunity for you to challenge yourself, show off your skills and 'spice up' your writing so that it really makes an impact!

